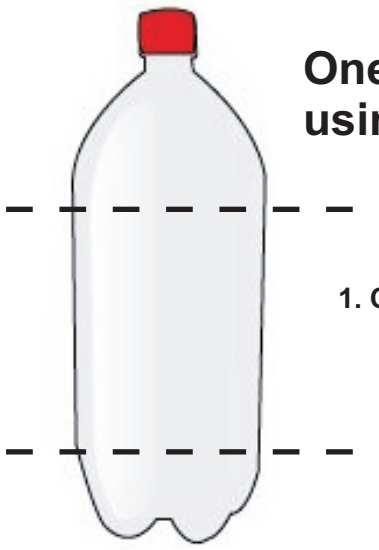
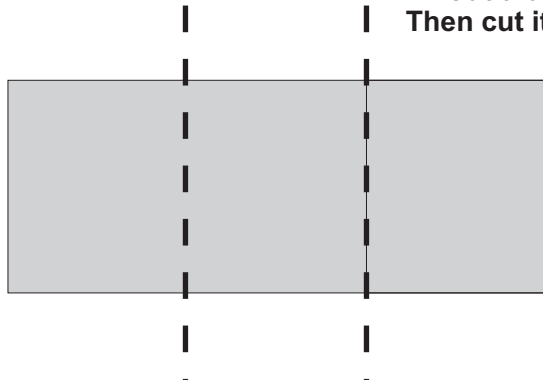


# One way to make sturdy fins using a 2 liter bottle.

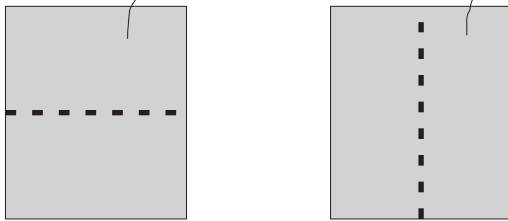


1. Cut out the smooth section of a bottle.

2. Cut that section and flatten it out. Then cut it again into three equal pieces.



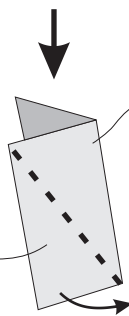
2. Fold each piece in half. Fold "hotdog" for skinnier fins or "hamburger" for fatter fins



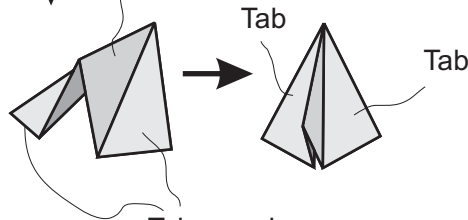
This part becomes the fin

3. Then fold diagonals outward (only showing hamburger style)

This part becomes an attachment tab.



Fin (needs to be squeezed together)



Tabs can be glued or taped to rocket