



South America

20° —

— 20°

10° —

— 10°

0° —

— 0°

10° —

— 10°

20° —

— 20°

30° —

— 30°

40° —

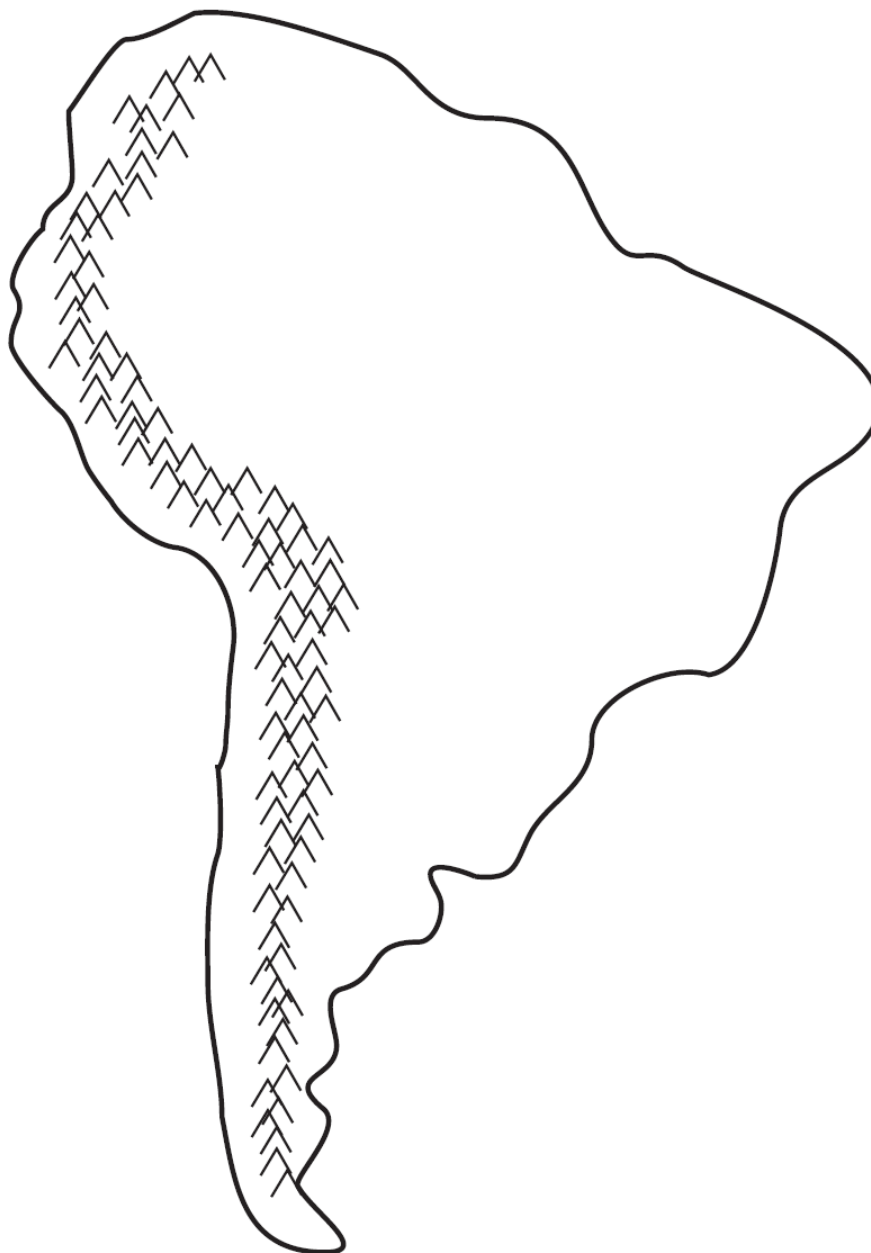
— 40°

50° —

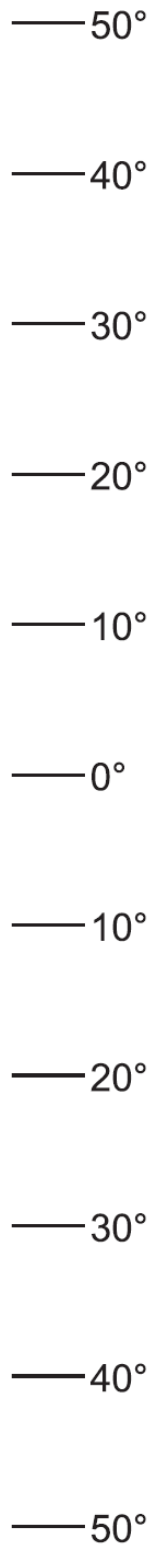
— 50°

60° —

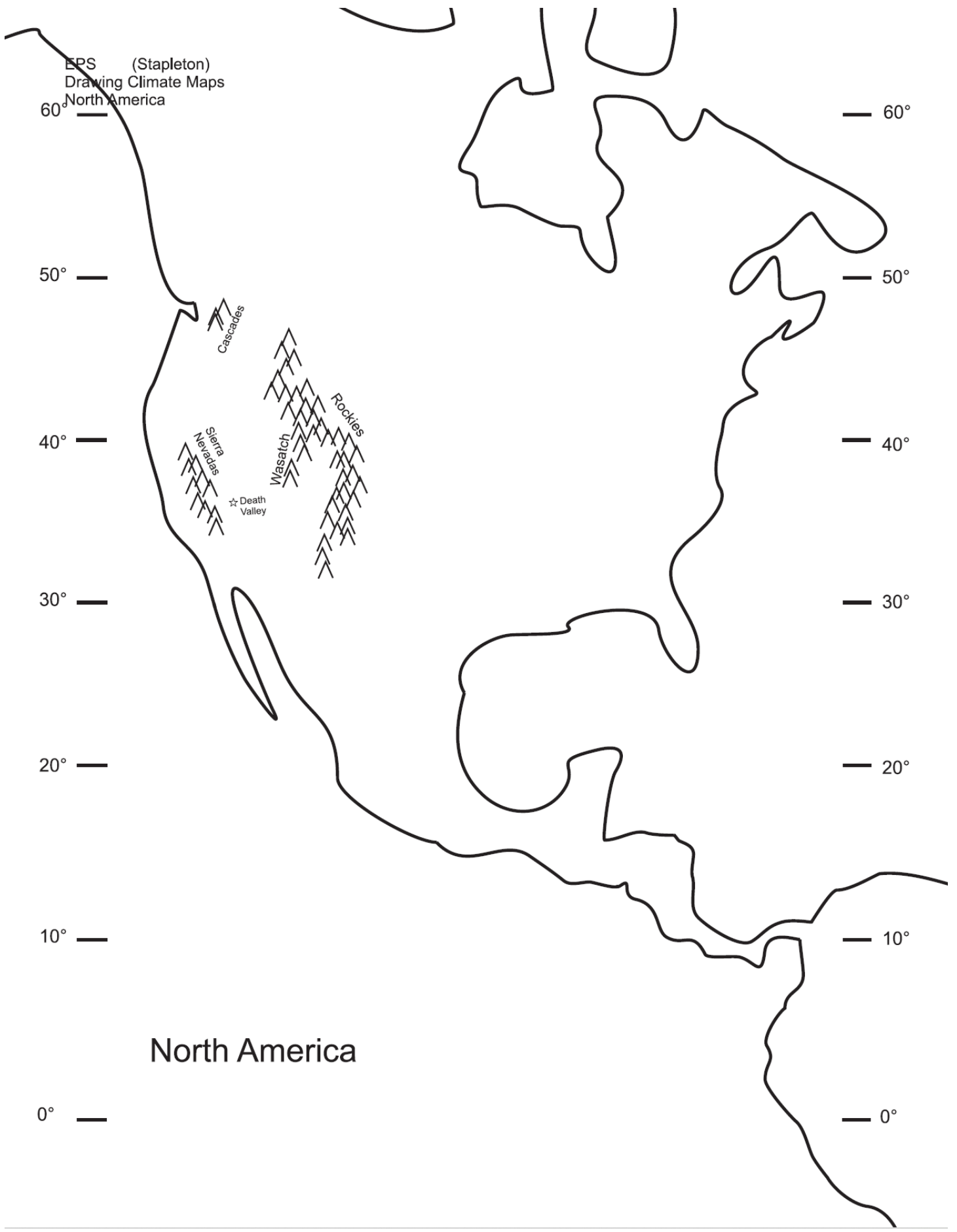
— 60°



Africa



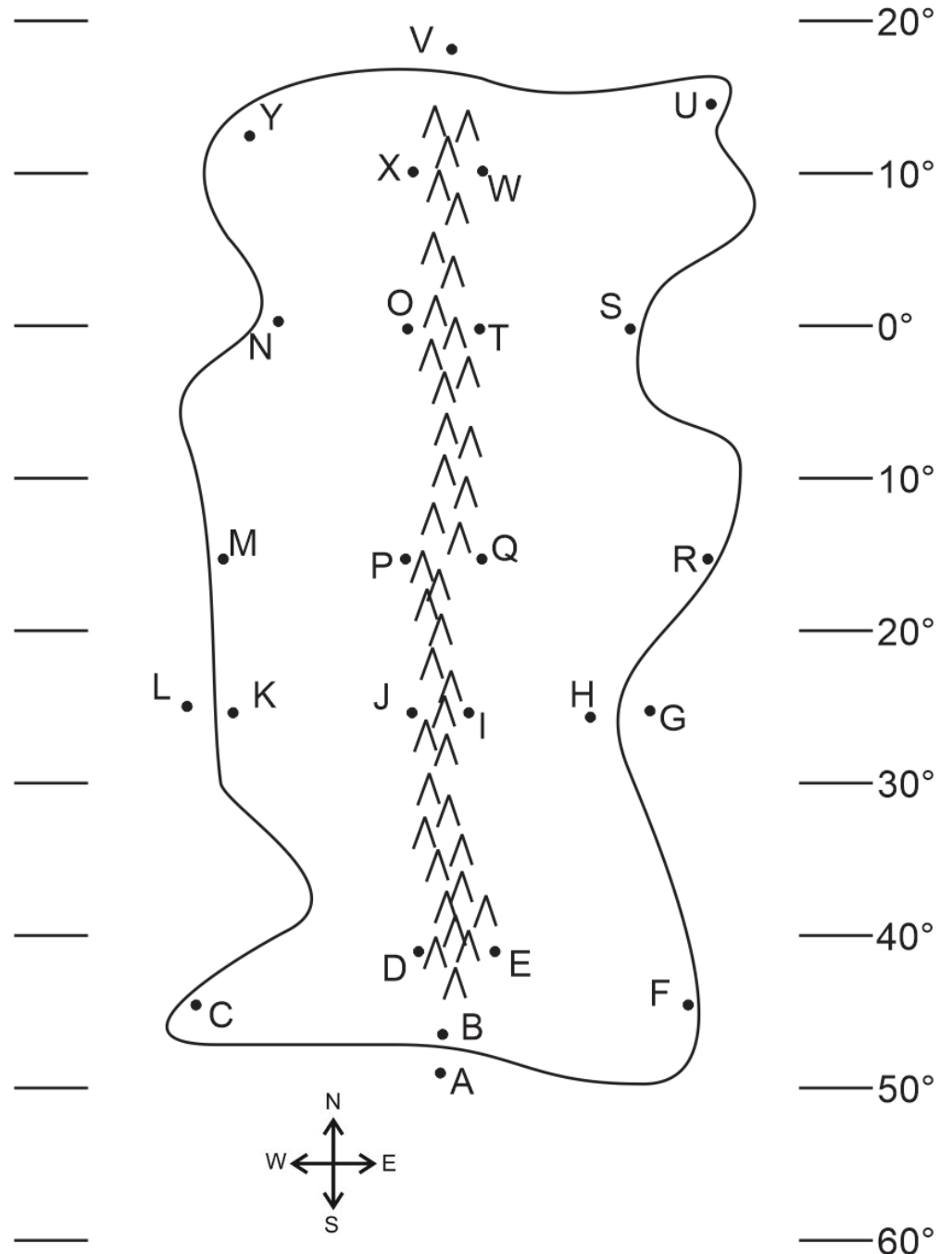
EPS (Stapleton)
Drawing Climate Maps
North America



North America

Part 1: Multiple Choice. Complete the map on the right. Then answer the questions below. Choose all of the answer choices that apply.

- Which letter is in a high pressure belt?
W T Q I E A
- Which letter is in a low pressure belt?
W T Q I E A
- At which letter does the wind blow toward the southwest?
W T Q I E A
- At which letter is there a cold current?
G L
- At which letter is there a warm current?
V A
- At which letter does the ocean current flow most directly toward the South Pole?
V L G A
- At which letter does the ocean current flow toward the east?
V L G A
- Which letter is in a major rainforest?
W T Q I E A
- Which letter is in a major desert?
W T Q I E A
- Which letter is in a coastal wet climate?
H F B C K M N
- Which letter is in a wet climate caused by the rain shadow effect?
O P J D
- Which letter is in a dry climate caused by the rain shadow effect?
O P J D
- Which letter is in an area that can only be classified as a humid climate?
K J H R M C F B



Climate Mapping Practice Quiz #2

Part 1: Multiple Choice. Complete the map on the right. Then answer the questions below. Choose all of the answer choices that apply.

1. Which letter is in a high pressure belt?
A B D I O R U
2. Which letter is in a low pressure belt?
A B D I O R U
3. At which letter does the wind blow toward the northwest?
A B D I O R U
4. At which two letters is there a cold current?
A U
5. At which two letters is there a cold current?
G L
6. Which letter is in a major rainforest?
A B D I O R U
7. Which letter is in a major desert?
A B D I O R U
8. Which letter is in a coastal wet climate? Pick two.
C H P T K F
9. Which letter is in a wet climate caused by the rain shadow effect?
D I O R
10. Which letter is in a dry climate caused by the rain shadow effect?
D I O R
11. Which letter is in an area that can only be classified as a humid climate?
Q T M K F B C H P
12. At which letter does the ocean current flow most directly toward the North Pole?
A G L U
13. At which letter does the ocean current flow toward the east?
A G L U

